

# CLASSIC, CONTEMPORARY

CarTeck Side Hinged Garage Doors & Side Doors



# SECURE, STYLISH

Teckentrup 62 Swing Secure Garage Doors & Side Doors

Teckentrup 62 Swing Secure  
is Secured by Design as standard

Secured by Design



Police Preferred Specification



CarTeck Centre Ribbed Woodgrain - Anthracite Grey  
with asymmetric door design and  
1500mm Stainless Steel 'D' Handles

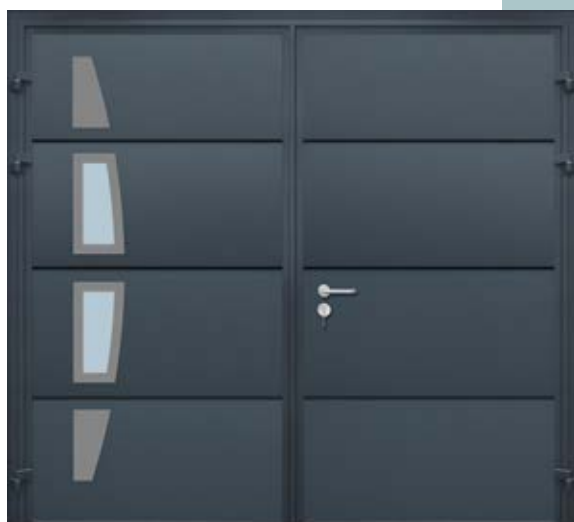


## CarTeck Side Hinged Garage Doors & Side Doors

### Simple, Neat

Side hinged garage doors are made from the same superb panels as CarTeck sectional garage doors. Quite simply the very best.

**See pages  
4 - 18**



## Teckentrup Bling

### Make your door, yours!

Personalising your door makes a design statement. Add a decorative accent with aluminium windows and decals or increase convenience with code locking or pet flaps. It's the details that make your door extra special...

**See pages  
19 - 21**



## Teckentrup 62 Swing Secure Garage Doors & Side Doors

### Contemporary, High Performance

A classic, contemporary alternative, updated for today's home with certified security to the Secured by Design Police Preferred Specification as standard, tested to LPS 1175 Issue 8 A1 (SR1).

**See pages  
22 - 27**



Tested to LPS 1175  
Issue 8 A1 (SR1)

**TECKENTRUP**  
DOOR SOLUTIONS

# CarTeck Side Hinged Garage Doors



CarTeck Centre Ribbed Smooth - Jet Black  
with the standard lipped threshold

# & Side Doors



CarTeck Solid Smooth - Anthracite Grey with Zeta Round Aluminium Window



EN 14351

Our doors are independently tested and certified to all current safety legislation and carry a CE mark.

## Simply the best

Teckentrup side hinged garage doors and personnel doors are quite simply the very best. The solid panels, engineered hollow section aluminium frames and high grade fittings result in a door that closes with a reassuringly deep "clunk".

Security is excellent and the range of styles, finishes and windows allows personalisation to suit your tastes. 1/2 and 1/2 opening and asymmetric configurations further increase the doors' versatility.

## Neat inside too

The inside of the door is very presentable. There are no unsightly bracings just a wipe clean surface finished in a practical grey white stucco texture (RAL 9002). Horizontal doors are as shown below, vertical doors have small jointing plates at the panel interfaces



## Mitred Frames

The mitred door leaf frame and door frame are finished in a matching smooth finish for white, Trend (including Anthracite Textured) and RAL coloured doors. For these Trend colours, a complimentary flat colour is used: Ice Crystal Grey Aluminium (RAL9007), Golden Oak (RAL8003), Rosewood (RAL8016) and Night Oak (RAL8014), Winchester (RAL8001) wood design finishes. (The door frame colour shade and surface lustre will show a variance from the panel finish as the base material and coating methods are different.)



# Every detail, perfect

## High quality hinges

Aluminium hinges with secured hinge bolts make it extremely difficult to lever open the door and are easily adjusted. Two or three hinges are fitted to each leaf dependent on size.



## Standard Lipped threshold

A stepped 3-part aluminium threshold with a bulb weather strip is supplied as standard. The door leaves close against the raised weather strip creating an improved barrier to dust and debris. The threshold includes a thermal break reducing heat transfer.




## Optional aluminium strip threshold

The aluminium profile, available as an option, provides a simple low profile threshold (without a weather strip).



## Double weather strips and mitred corners

In addition to the circumferential weather strip around the door leaf, the door frame has a three-sided weather strip for excellent draught reduction. Profiles are mitre jointed for a neat finish.



## Triple point locking option

The active leaf is available with three point locking for greatly enhanced security. The locks provide enhanced strength to combat attempts to force them apart.



## Solid 40mm thick panels

Doors are built with 40mm thick interlocking panels and an aluminium hollow section frame that provides excellent strength, rigidity and resistance to corrosion.



## Security keys


Each door includes two security keys. Security keys add extra security by preventing unauthorised copying. They cannot be cut by anyone other than the issuer of the key - Teckentrup.



## Stainless steel handles and security locking

High grade stainless steel handles and lock covers are tough and attractive, whilst the latch and dead bolt combination provides dependable security. A convenient thumb turn operates the lock from the inside.

The inactive leaf incorporates a stainless steel strike plate with an adjustable latch plate for precise latching and a steel lock keep box for added attack resistance. Specific hardware requirement? Talk to us as alternative designs can often be accommodated.



## Door stays

These top grade, spring dampened stays hold the door securely in the open position. A simple de-latch motion releases the held door leaf. Any leaf below 780mm wide (including asymmetric side hinged doors) will not have a stay.

**Note - not designed for high wind applications.**



## Optional Foot Stops


Add foot activated floor stops to hold the door in the open position. Floor stops can be selected as an alternative option to door stays.

**Note - not designed for high wind applications.**



## Flush bolt security

The inactive leaf is secured with flush bolts to the top and bottom of the leaf.



# Superior Quality



## Cleaning On Installation

After the installation has been completed, clean and dry the door thoroughly inside and out with warm soapy water to remove any grease, dust and metal fragments from the door (these will discolour the door finish if left on the door).

## Cleaning

The door should be washed with a car shampoo or similar, every two months, to prevent the build up of dirt, salt, grit and other corrosive substances. If the door is in an area prone to coastal corrosion from airborne salts, the door should be cleaned monthly. Furthermore, cleaning operating gear with a cloth soaked in a light oil will help to protect your door from corrosion – it must be accepted that salt air is very aggressive and extra care is required.

No caustic, abrasive or corrosive chemicals and substances, flood water, water runoff, or runoff from lead, copper or galvanic metal flashing should be allowed to come into contact with the door.

Ash, cement, dust, animal waste, or foreign substances should be removed immediately. Failure to ensure the door is cleaned and maintained as described will invalidate the doors' warranty.

## Maintenance

Doors must be maintained as per the supplied Installation, Operating and Maintenance Manual by a Garage Door Specialist. Failure to carry out the required maintenance at the advised interval will invalidate the warranty.

## What Performance Can I Expect?

As part of the CE marking process, each product must have its performance provided for a defined set of characteristics to allow fair comparison between products from different manufacturers. Other characteristics can also be included, if relevant to a door's performance. The following table shows the performance characteristics of CarTeck side hinged garage doors.

NPD signifies the product has not been measured for this characteristic (NPD - No Performance Determined).

## PERFORMANCE CHARACTERISTIC

## RATING

Resistance to Windload EN 12424	Class 2
Watertightness EN 12425	NPD
Air Permeability EN 12426	NPD
Thermal Transmittance EN 13241	NPD

## Warranty

The warranty periods below only apply to products that have been correctly installed as per the instructions, maintained by a Garage Door Specialist and operated and cleaned in accordance with the requirements set out in the operating and maintenance sections of instructions and labels.

**2/10**

2/10 Year Guarantee

### 2-year manufacturer's guarantee

- on window units, hinges, locks, handles and stays (opening/closing max. 5 times a day)

### 10-year manufacturer's guarantee

- on panels against rust penetration from inside to outside
- against door panel separation of steel from foam
- on material and manufacturing flaws of all non-moving parts of the frame that are verifiably unusable or whose usability is substantially compromised
- on floor seal, intermediate seals and frame seals against rotting

The guarantee does not apply to doors that are subjected to extreme conditions, e.g. corrosive influences resulting from use in a coastal climate with high salt content.

Terms and conditions apply, visit [www.teckentrup.co.uk](http://www.teckentrup.co.uk) for details.

# CarTeck Side Hinged Georgian

CarTeck Georgian Horizontal - Woodgrain Anthracite Grey with Cross Mullion Windows

CarTeck Georgian Vertical - Woodgrain Rosewood



## CarTeck Side Hinged Georgian Horizontal

1/2 and 1/2 split



1/2 and 1/2 split width up to 2350mm

Asymmetric split



Asymmetric split width up to 2350mm



Asymmetric split width above 2350mm

Personnel



Personnel door

## CarTeck Side Hinged Georgian Vertical

1/2 and 1/2 split



1/2 and 1/2 split Height below 2200mm\*



1/2 and 1/2 split Height above 2200mm\*

### A note about colour

Where doors are exposed to direct sunlight, dark colours should be avoided.

RAL references for colours are provided as a guide only to the nearest similar RAL colour. Colours will not match to other RAL finishes due to different coating processes, gloss levels, substrates and textures. Similarly, special RAL, BS, wood effects or other colours will not be a precise match.

Colours shown are limited in accuracy by the printing process - samples should always be requested.

The mitred door leaf frame and door frame are finished in a matching smooth finish for white, Trend (including Anthracite Textured) and RAL coloured doors and a complimentary flat colour for Ice Crystal Grey Aluminium (RAL9007) Golden Oak (RAL8003), Rosewood (RAL8016), Night Oak (RAL8014) and Winchester (RAL8001) wood design finishes.

If you are matching to other finishes, particularly wood effects such as rosewood, golden oak, night oak or Winchester, always request a sample.

\*2250mm with windows




**Surface Textures**



Woodgrain

**Colours**



Flame Red RAL 3000  Fir Green RAL 6009  Moss Green RAL 6005  Sepia Brown RAL 8014




Window Grey RAL 7040  Anthracite Grey RAL 7016  White Aluminium RAL 9006  Cream RAL 9001



Quartz Grey RAL 7039  Light Grey RAL 7035  Grey Aluminium RAL 9007  Jet Black RAL 9005



White RAL 9016  Umbra Grey RAL 7022  Steel Blue RAL 5011  Slate Grey RAL 7015



Anthracite Textured RAL 7016  Ice Crystal Grey Aluminium  TT703 satin metallic grey with micaceous iron ore particles  Doors can also be coloured to any RAL shade

**Wood effects**



Golden Oak  Rosewood  Night oak  Winchester



CarTeck Georgian Horizontal - Woodgrain Moss Green



CarTeck Georgian Vertical - Woodgrain White with Cross Mullion windows

**Windows**

**Vertical**



Rectangle 1



Cross Mullion



Rhombus Mullion

**Horizontal**



Rectangle 1



Cross Mullion



Rhombus Mullion

The images above show the most popular window combinations. If you'd like alternative window configuration, just ask! For full details on windows, see page 18.

**CarTeck Georgian Horizontal - Woodgrain Golden Oak**



# CarTeck Side Hinged Solid

CarTeck Solid Horizontal - Smooth Anthracite Grey

CarTeck Solid Horizontal - Wood Effect Night Oak



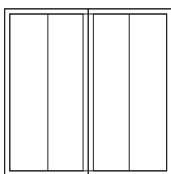
CarTeck Side Hinged Solid Vertical



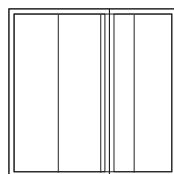
CarTeck Side Hinged Solid Horizontal




CarTeck Side Hinged Solid Personnel




1/2 and 1/2 split



Asymmetric



1/2 and 1/2 split



Asymmetric

### A note about colour

Where doors are exposed to direct sunlight, dark colours should be avoided.


RAL references for colours are provided as a guide only to the nearest similar RAL colour. Colours will not match to other RAL finishes due to different coating processes, gloss levels, substrates and textures. Similarly, special RAL, BS, wood effects or other colours will not be a precise match.

Colours shown are limited in accuracy by the printing process - samples should always be requested.

The mitred door leaf frame and door frame are finished in a matching smooth finish for white, Trend (including Anthracite Textured) and RAL coloured doors and a complimentary flat colour for Ice Crystal Grey Aluminium [RAL9007] Golden Oak [RAL8003], Rosewood [RAL8016], Night Oak [RAL8014] and Winchester [RAL8001] wood design finishes.

If you are matching to other finishes, particularly wood effects such as rosewood, golden oak, night oak or Winchester, always request a sample.

**Surface Textures**



Smooth



Woodgrain



Stucco



Micro-profiled

**Colours**



Flame Red  
RAL 3000




Fir Green  
RAL 6009



Moss Green  
RAL 6005



Sepia Brown  
RAL 8014



Window Grey  
RAL 7040



Anthracite  
Grey RAL 7016



White Aluminium  
RAL 9006



Cream  
RAL 9001



Quartz Grey  
RAL 7039



Light Grey  
RAL 7035



Grey Aluminium  
RAL 9007



Jet Black  
RAL 9005



White  
RAL 9016



Umbra Grey  
RAL 7022



Steel Blue  
RAL 5011



Slate Grey  
RAL 7015



Anthracite  
Textured  
RAL 7016



Ice Crystal Grey  
Aluminium



TT703 satin  
metallic grey  
with micaceous  
iron ore  
particles



Doors can also  
be coloured to  
any RAL shade

**Wood effects**



Golden Oak



Rosewood



Night oak



Winchester

**Handle Options**

Stainless Steel 'D' Handles



1500mm



1200mm

**Polyurethane Windows**

**Horizontal**



Square Type 1



Square Type 2



Rhombus Mullion



Rectangle 1



Rectangle 2



Rectangle 3



Cross Mullion

**Vertical**



Rectangle 1



Cross Mullion



Rhombus Mullion

The images above show popular window combinations. If you'd like alternative window configuration, just ask! For full details on windows, see page 18.

**Aluminium Windows**



Zeta ø280



Alpha

The images above show popular aluminium windows from our Bling collection of extra special windows and decals. See the full Bling range on pages 19 - 21.



# CarTeck Side Hinged Centre Ribbed

CarTeck Centre Ribbed Vertical - Smooth Anthracite Grey with 1200mm Stainless Steel 'D' Handles

CarTeck Centre Ribbed Horizontal - Woodgrain with Rectangle 2 Windows



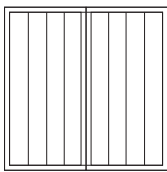
CarTeck Side Hinged Centre Ribbed Vertical



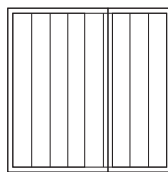
CarTeck Side Hinged Centre Ribbed Horizontal




CarTeck Side Hinged Centre Ribbed Personnel




1/2 and 1/2 split



Asymmetric



1/2 and 1/2 split



Asymmetric

### A note about colour

Where doors are exposed to direct sunlight, dark colours should be avoided.


RAL references for colours are provided as a guide only to the nearest similar RAL colour. Colours will not match to other RAL finishes due to different coating processes, gloss levels, substrates and textures. Similarly, special RAL, BS, wood effects or other colours will not be a precise match.

Colours shown are limited in accuracy by the printing process - samples should always be requested.

The mitred door leaf frame and door frame are finished in a matching smooth finish for white, Trend (including Anthracite Textured) and RAL coloured doors and a complimentary flat colour for Ice Crystal Grey Aluminium [RAL9007] Golden Oak [RAL8003], Rosewood [RAL8016], Night Oak [RAL8014] and Winchester [RAL8001] wood design finishes.

If you are matching to other finishes, particularly wood effects such as rosewood, golden oak, night oak or Winchester, always request a sample.

**Surface Textures**



Smooth



Woodgrain



Stucco



Micro-profiled

**Colours**



Flame Red RAL 3000




Fir Green RAL 6009



Moss Green RAL 6005



Sepia Brown RAL 8014



Window Grey RAL 7040



Anthracite Grey RAL 7016



White Aluminium RAL 9006



Cream RAL 9001



Quartz Grey RAL 7039



Light Grey RAL 7035



Grey Aluminium RAL 9007



Jet Black RAL 9005



White RAL 9016



Umbra Grey RAL 7022



Steel Blue RAL 5011



Slate Grey RAL 7015



Anthracite Textured RAL 7016



Ice Crystal Grey Aluminium



TT703 satin metallic grey with micaceous iron ore particles



Doors can also be coloured to any RAL shade

**Wood effects**



Golden Oak



Rosewood



Night oak



Winchester

**Handle Options**

Stainless Steel 'D' Handles



1500mm




1200mm

**Polyurethane Windows**

**Horizontal**



Square Type 1



Square Type 2



Rhombus Mullion



Rectangle 1



Rectangle 2



Rectangle 3



Cross Mullion

**Vertical**



Rectangle 1



Cross Mullion



Rhombus Mullion

The images above show popular window combinations. If you'd like alternative window configuration, just ask! For full details on windows, see page 18.

**Aluminium Windows**



Zeta ø280



Alpha

The images above show popular aluminium windows from our Bling collection of extra special windows and decals. See the full Bling range on pages 19 - 21.



# CarTeck Side Hinged Standard Ribbed

CarTeck Standard Ribbed Vertical - Woodgrain Fir Green



CarTeck Standard Ribbed Vertical - Woodgrain with Rectangle 1 Windows in Anthracite Grey




CarTeck Side Hinged Standard Ribbed Vertical



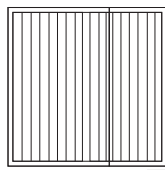
CarTeck Side Hinged Standard Ribbed Horizontal




CarTeck Side Hinged Standard Ribbed Personnel




1/2 and 1/2 split



Asymmetric



1/2 and 1/2 split



Asymmetric

### A note about colour

Where doors are exposed to direct sunlight, dark colours should be avoided.


RAL references for colours are provided as a guide only to the nearest similar RAL colour. Colours will not match to other RAL finishes due to different coating processes, gloss levels, substrates and textures. Similarly, special RAL, BS, wood effects or other colours will not be a precise match.

Colours shown are limited in accuracy by the printing process - samples should always be requested.

The mitred door leaf frame and door frame are finished in a matching smooth finish for white, Trend (including Anthracite Textured) and RAL coloured doors and a complimentary flat colour for Ice Crystal Grey Aluminium [RAL9007] Golden Oak [RAL8003], Rosewood [RAL8016], Night Oak [RAL8014] and Winchester [RAL8001] wood design finishes.

If you are matching to other finishes, particularly wood effects such as rosewood, golden oak, night oak or Winchester, always request a sample.

**Surface Textures**



Smooth



Woodgrain



Stucco



Micro-profiled

**Colours**




Flame Red  
RAL 3000




Fir Green  
RAL 6009



Moss Green  
RAL 6005



Sepia Brown  
RAL 8014



Window Grey  
RAL 7040



Anthracite  
Grey RAL 7016



White Aluminium  
RAL 9006



Cream  
RAL 9001



Quartz Grey  
RAL 7039



Light Grey  
RAL 7035



Grey Aluminium  
RAL 9007



Jet Black  
RAL 9005



White  
RAL 9016



Umbra Grey  
RAL 7022



Steel Blue  
RAL 5011



Slate Grey  
RAL 7015



Anthracite  
Textured  
RAL 7016



Ice Crystal Grey  
Aluminium



TT703 satin  
metallic grey  
with micaceous  
iron ore  
particles



Doors can also  
be coloured to  
any RAL shade

**Wood effects**




Golden Oak



Rosewood



Night oak



Winchester

**Handle Options**

Stainless Steel 'D' Handles



1500mm



1200mm

**Polyurethane Windows**

**Horizontal**



Square Type 1



Square Type 2



Rhombus Mullion



Rectangle 1



Rectangle 2



Rectangle 3



Cross Mullion

**Vertical**



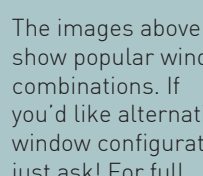
Rectangle 1



Cross Mullion



Rhombus Mullion



The images above  
show popular window  
combinations. If  
you'd like alternative  
window configuration,  
just ask! For full  
details on windows,  
see page 18.

**Aluminium Windows**



Zeta ø280



Alpha

The images above show popular aluminium windows from our Bling collection of extra special windows and decals. See the full Bling range on pages 19 - 21.




# CarTeck Side Hinged Traditional


CarTeck Side Hinged Traditional Standard Ribbed Vertical



Door Split



1/2 and 1/2 split



Asymmetric

Leading

All doors have mock leaded-effect decoration as standard but are also available in a plain design.



CarTeck Side Hinged Traditional Centre Ribbed Vertical



CarTeck Side Hinged Traditional Solid Ribbed Vertical



**A note about colour**

Where doors are exposed to direct sunlight, dark colours should be avoided.

RAL references for colours are provided as a guide only to the nearest similar RAL colour. Colours will not match to other RAL finishes due to different coating processes, gloss levels, substrates and textures. Similarly, special RAL, BS, wood effects or other colours will not be a precise match.

Colours shown are limited in accuracy by the printing process - samples should always be requested.

The mitred door leaf frame and door frame are finished in a matching smooth finish for white, Trend (including Anthracite Textured) and RAL coloured doors and a complimentary flat colour for Ice Crystal Grey Aluminium (RAL9007) Golden Oak (RAL8003), Rosewood (RAL8016), Night Oak (RAL8014) and Winchester (RAL8001) wood design finishes.

If you are matching to other finishes, particularly wood effects such as rosewood, golden oak, night oak or Winchester, always request a sample.



**CarTeck Side Hinged Traditional  
Standard Ribbed Horizontal**




**CarTeck Side Hinged Traditional  
Centre Ribbed Horizontal**



**CarTeck Side Hinged Traditional  
Solid Ribbed Horizontal**



**Surface Textures**



Smooth



Woodgrain



Stucco



Micro-profiled




**Colours**




Flame Red  
RAL 3000




Fir Green  
RAL 6009



Moss Green  
RAL 6005



Sepia Brown  
RAL 8014




Window Grey  
RAL 7040




Anthracite  
Grey RAL 7016




White Aluminium  
RAL 9006



Cream  
RAL 9001



Quartz Grey  
RAL 7039




Light Grey  
RAL 7035



Grey Aluminium  
RAL 9007



Jet Black  
RAL 9005



White  
RAL 9016



Umbra Grey  
RAL 7022



Steel Blue  
RAL 5011



Slate Grey  
RAL 7015



Anthracite  
Textured  
RAL 7016



Ice Crystal Grey  
Aluminium



TT703 satin  
metallic grey  
with micaceous  
iron ore  
particles



Doors can also  
be coloured to  
any RAL shade

**Wood effects**



Golden Oak



Rosewood



Night oak



Winchester



# Make the most of light

## Make the most of light

Scratch-resistant Polymer double glazed windows in attractive designs allow natural light into your garage.

Each style is available with clear, frosted or satin glazing. The window units are fitted with a polyurethane frame that is coloured to match or compliment the panel colour of the door. For Aluminium windows, see next page.

### Glazing Styles



Frosted  Clear  Satin



Solid Horizontal - Smooth Anthracite Grey with Square Type 1 Windows



Solid Vertical - Smooth Custom Colour with Alpha Square Aluminium Windows (page 18-19) & 1500mm Stainless Steel 'D' Handles



Rectangle type 1  
610mm x 270mm



Cross Mullion  
610mm x 270mm



Rhombus Mullion  
610mm x 270mm



Rectangle type 2\*  
680mm x 210mm




Rectangle type 3\*  
980mm x 140mm



Square Type 1\*  
270mm x 270mm



Square Type 2\*  
270mm x 270mm



GSA / Traditional  
Mock Leaded-Effect



GSA / Traditional  
Plain

\*Available on standard ribbed, Centre ribbed and solid profile doors only.

Window frames are coloured to be similar to the door panel. Selected Trend colours & wood design windows are finished in a complementary flat colour for Golden Oak (RAL8003), Rosewood (RAL8016), Night Oak (RAL8014), Winchester (RAL8001), Textured Anthracite (RAL7016) and Ice Crystal Grey Aluminium (RAL9007). The surrounds on aluminium GSA window sections are finished in a smooth finish.


Window frame colour shade and surface lustre will show a variance from the panel finish as the base material and coating methods are different.

For extra special windows and decals, see our Bling section on pages 19 - 21.



# Teckentrup Bling!

## Bling Windows



### Aluminium Windows

High-grade aluminium window units add natural daylight with a contemporary twist. Windows are constructed with an aluminium casement and polymer glazing unit.

#### Available on:



CarTeck Side Hinged Garage Doors


#### Glazing Styles



Satin



Clear



Versus  
900mm x 1000mm




Athena  
406mm x 203mm



Sigma  
610mm x 200mm



Gamma  
534mm x 344mm



Zeta  
ø280mm



Alpha  
280mm x 280mm



Kappa  
\*1860mm x 180mm

The images above and left show the most popular window combinations. If you'd like alternative window configuration, just ask!

\*Minimum over frame height for Kappa windows used vertically on side hinged doors: 2010mm

# Teckentrup Bling!



## Design Accents

### Decals

High-grade alunox decals are factory bonded to your door for added visual appeal. Each decal can be positioned to suit your sense of design, however, popular arrangements are shown here.

Available on:



CarTeck Side Hinged Garage Doors



Teckentrup 62 Swing Secure Garage Doors



### Decorative Decal Options


The images here show the most popular combinations. If you'd like alternative configuration, just ask!



Writing  
100mm/200mm



Access 1  
431mm x 40mm




Access 2  
430mm x 40mm



Access 6  
70mm x 70mm



Access 7  
150mm x 150mm



Access 8  
194 mm x 194 mm

# More!

## Extras

Finishing touches to make your door easier to use.  
(Only available with CarTeck Side Hinged Garage Doors)



### LETTER BOXES



### CODE LOCKS

Code locks provide secure access without the need to carry a key.



### PET FLAPS

Pet Flaps, usually fitted to the bottom panel of a door!



### SPY HOLES



### CUSTOM HARDWARE

Want to use your own hardware, perhaps to match a front door? Talk to us and we'll make it happen!



### ANYTHING ELSE?

If you can think of anything else you would like to incorporate onto your door, just ask and we'll see if we can make it happen!




Access 3  
215mm x 40mm



Access 4  
400mm x 86mm



Access 5  
180mm x 180mm



Access 9  
436mm x 40mm



Access 10  
431mm x 13mm



Coach House Mock Hinges  
277mm x 81mm

# Teckentrup 62 Swing Secure Garage



**Stylish, secure**  
**A classic, updated**

## Warranty

**2/10**

**2/10 Year Guarantee**

The warranty periods below only apply to products that have been correctly installed as per the instructions, maintained by a Garage Door Specialist and operated and cleaned in accordance with the requirements set out in the operating and maintenance sections of instructions and labels.

### 2-year manufacturer's guarantee

- on mechanical defects, material and manufacturing flaws of all non-moving parts of the frame that are verifiably unusable or whose usability is substantially compromised

### 10-year manufacturer's guarantee

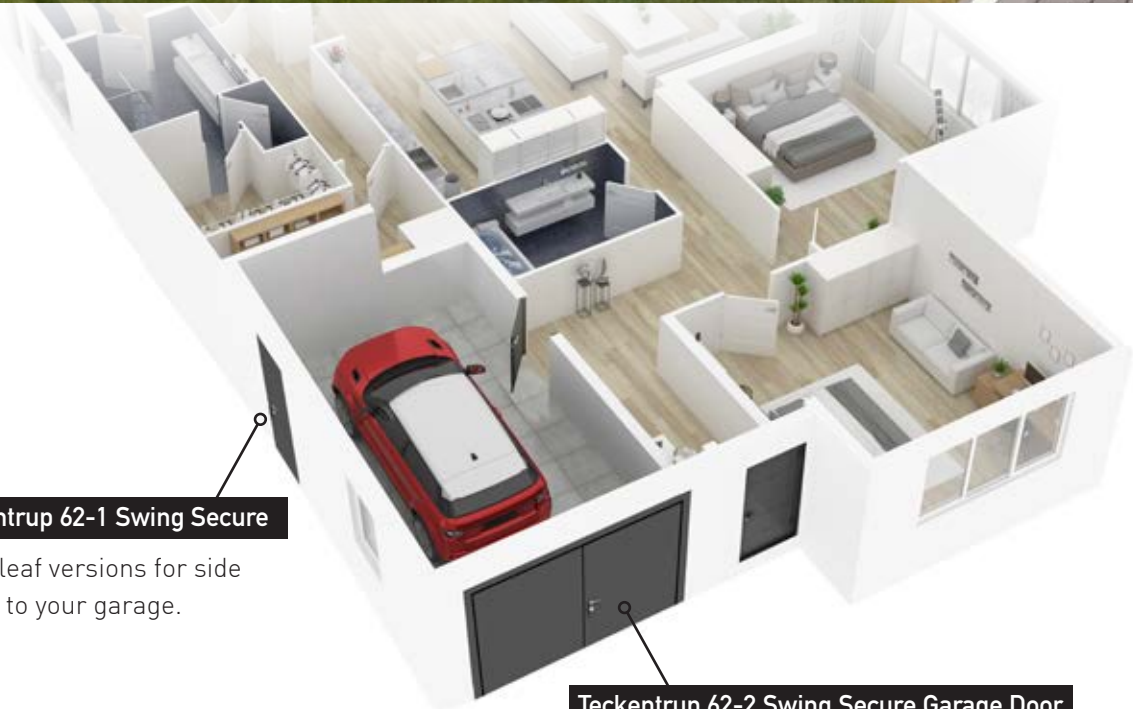
- on panels against rust penetration from inside to outside
- on floor seal and frame seals against rotting

The guarantee does not apply to doors that are subjected to extreme conditions, e.g. corrosive influences resulting from use in a coastal climate with high salt content.

Terms and conditions apply, visit [www.teckentrup.co.uk](http://www.teckentrup.co.uk) for details.

## Teckentrup 62-1 Swing Secure

Single leaf versions for side access to your garage.



## Teckentrup 62-2 Swing Secure Garage Door

Double leaf versions provide easy access and solid performance.

# Doors & Side Doors


Secured by Design



Police Preferred Specification



Our doors are independently tested and certified to EN 14351 and all current safety legislation and carry a CE mark.



## A new and secure look for garages

The Teckentrup 62 Swing Secure brings crisp aesthetics and solid performance; Thermal Transmittance, Resistance to Windload, Watertightness, Air Permeability and Operating Forces are all certified in these high performance doors.

Add to this, certified security to the Secured by Design Police Preferred Specification as standard, tested to LPS 1175 Issue 8 A1 (SR1) and Teckentrup 62 Swing Secure garage doors are a classic, updated for today's homes. The superb build quality of the double leaf doors is complemented by matching single leaf doors for side or rear access to your garage space.



Tested to LPS 1175  
Issue 8 A1 (SR1)

Secured by Design



Police Preferred Specification

**TECKENTRUP**  
DOOR SOLUTIONS

# Style Your Door



For extra special design accents, see our Bling section on pages 20 - 21.



Stainless Steel Lever Handle

## HANDLES

A stainless steel lever handle and security keyed cylinder is the standard configuration for all doors.



Stainless steel pull handles in two lengths can also be added in singles or pairs to add a striking contemporary look to your door.



1200mm 'D' Handle



1200mm 'D' Handle Pair



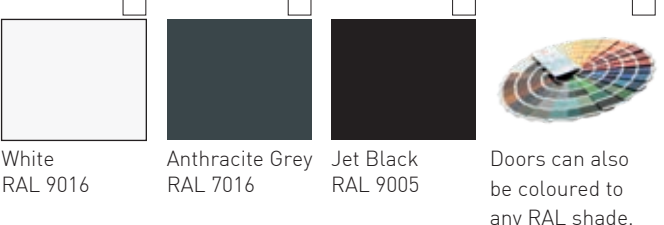
1500mm 'D' Handle



1500mm 'D' Handle Pair



**Colours**



White  
RAL 9016

Anthracite Grey  
RAL 7016

Jet Black  
RAL 9005

Doors can also be coloured to any RAL shade.

**Hinge Options**

KO hinges are supplied as standard and are matched to the door colour. Stainless steel hinges are available as an option.



KO Hinge

Stainless Steel Hinge

**Security**

Certified security to The Secured by Design Police Preferred Specification as standard.



Tested to LPS 1175 Issue 8 A1 (SR1)


**A note about colour**

RAL references for colours are provided as a guide only to the nearest similar RAL colour. Colours will not match to other RAL finishes due to different coating processes, gloss levels, substrates and textures. Similarly, special RAL, BS or other colours will not be a precise match. Colours shown are limited in accuracy by the printing process - samples should always be requested.

**High Grade Window Options**

All window units are laminated glass and available with clear glazing for vision or satin glazing to allow light in with privacy.

Doors with windows are supplied with a lock cylinder that can only be operated by key from outside and inside to maintain security. Should a glazing element be breached in an attempt to enter, the door cannot be opened (an internal thumb turn is not available).



Glazing sizes:  
230mm x 1360mm  
300mm x 300mm

Windows are supplied with Anodised Aluminium surrounds with concealed fixings.

**Glazing Styles**



Clear



Satin



Square 300 S



Square 300 SP



Square 300 S2



TALL 1360 V1



Square 300 S2P



Square 300 S3



Square 300 S3P



TALL 1360 V2

# High Quality Built to Last



U VALUE 1.4 Wm<sup>2</sup>K\*

The U value of the door confirms its insulation capability. The value is for a complete door with frame and is exceptionally low (which is good!).

\*U value includes a 3mm clearance gap under the door and does not apply to doors with windows.

## What Performance Can I Expect?

As part of the CE marking process, each product must have its performance provided for a defined set of characteristics to allow fair comparison between products from different manufacturers. Other characteristics can also be included, if relevant to a door's performance. The following table shows the impressive performance characteristics of Teckentrup 62 Swing Secure side hinged garage doors.

## Automatic Quality

Every Teckentrup 62 Swing Secure is made to order in our automated production facility that operates to quality procedures audited to BS EN ISO 9001: 2008. We care about the environment too - this is why all of our products are certified in accordance with the Environmental Product Declaration (EPD).



## PERFORMANCE CHARACTERISTIC RATING

PERFORMANCE CHARACTERISTIC	RATING
Resistance to Windload EN 12424	Class 2
Watertightness EN 12425	Class 2
Air Permeability EN 12426	Class 2
Thermal Transmittance EN 13241	1.4 W/m <sup>2</sup> k
Operating Forces (hand Operated) EN 12604	150 N
Operating Cycles EN 1191	C5
Burglar Resistance LPS 1175 Issue 8	A1 (SR1)



Tested to LPS 1175 Issue 8 A1 (SR1)

## Security



Doors are independently certified for security to the Secured by Design Police Preferred Standard, tested to LPS 1175 Issue 8 A1 (SR1).



Each door is supplied with a pair of Security keys. Security keys add extra security by preventing unauthorised copying. They cannot be cut by anyone other than the issuer of the key - Teckentrup.

## Hold Open Stays

These spring dampened stays hold double doors in the open position. A simple push out to de-latch motion releases the door leaf.



Double doors are available with optional foot activated stays with a maximum throw of 55mm.



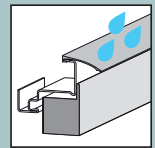
**Please note - stays are not designed for high wind applications.**



The inactive leaf is secured with flush bolts to the top and bottom of the leaf.

## Rain-guard

An anodised aluminium rain-guard is supplied with corner and corner counter framed doors to help limit water ingress at the top of the door.



## Threshold

For improved weather protection, a stepped aluminium threshold with a bulb weather strip is provided. The door leaves close against the raised weather strip creating an improved barrier to dust and debris. The threshold is DDA compliant for wheelchair access.



**Note - not designed for high wind applications.**

## Frames

Every door is supplied with a frame. A 'block frame' is the standard option with two variants, the 'Corner Frame' and the 'Corner Counter Frame'. Each frame is made from heavy gauge corrosion protected steel and provides a stable platform for the door to operate.



Outside view

### Block Frame

The block frame is the standard frame design. Provided with Rockwool filling.



Inside view

### Corner Frame

The innovative corner frame wraps around the front corner of the garage opening providing a neat edge. Its slim profile also gives an additional 56 mm drive through width compared to a block frame.

Requires back-filling with a foam sealant.



Inside view

### Corner Counter Frame

The counter frame wraps around the front and back corner of the garage opening providing a neat edge. Its slim profile also gives an additional 56mm drive through width compared to a block frame.

Requires back-filling with a foam sealant.

## FB Profile Option



Outside view

The FB Frame option allows for a flush finish between door lip, frame and wall finish on Corner and Corner Counter frames in new openings that are rendered after the door is installed. The FB option also provides a flush finish on block frames that are fixed at the front edge of the garage opening reveal.

# The Complete Solution

## Alternative or complimentary Side Hinged and Sectional Garage Doors

Side hinged doors are an alternative to sectional doors but can also compliment them with matching side access. Getting your lawn mower out of the garage? A side hinged door is perfect and, for ride on mowers, a pair of doors allows drive in access.

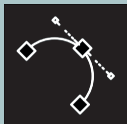
**For full details of the Teckentrup sectional garage door range, call 01925 924050 for a copy of our brochure or visit [www.teckentrup.co.uk](http://www.teckentrup.co.uk).**



## Design. Security. Service.

Teckentrup is a family business with operations throughout the world. In the UK we make our garage doors in Warrington, Cheshire. CarTeck Automatic is available through a national network of independent Garage Door Specialist installers.


Teckentrup offers more than garage doors: We provide solutions and have set three quality standards for our garage doors:



### Design

**We combine ease of use with aesthetics.**

Good design uses innovative technology to make using a product intuitive and effortless. CarTeck Side Hinged garage doors offer a wide range of design options that will transform the look of your home and the way you use your garage space.



January 2022

Teckentrup UK Limited, Units 2-4 Opus 9 Industrial Estate, Woburn Road, Winwick Quay, Warrington WA2 8UE

t: 01925 924 050

f: 08701 314 843

e: [sales@teckentrup.co.uk](mailto:sales@teckentrup.co.uk)

**TECKENTRUP**  
DOOR SOLUTIONS



### Safety & Security

**We combine security with safety.**

Our products are designed to provide peace of mind with both physical security and the knowledge that durability and safe operation are inherent.



### Service

**We combine speed with reliability.**

The Teckentrup team and our network of Garage Door Specialists installers love to make your new door a pleasure to own. From planning to installation. You'll always receive expert advice and the best service for installation, maintenance and aftercare.



### Quality & Environment

Teckentrup operates to quality procedures audited to ISO 9001. We care about the environment too - this is why our products are certified in accordance with the Environmental Product Declaration (EPD).

ISO 14001 Environmental Management

ISO 50001 Energy Management



Member



www.chas.co.uk

